

PRODUCT CATALOG

Vinyl Siding & Accessories

EFFECTIVE JANUARY 2009



VINYL SIDING

CAREFREE BEAUTY FOR YOUR HOME

Whether you're building a dream home or renovating one you've loved for years, there's one solution for your home's exterior that will make it as beautiful, durable and carefree as possible: vinyl siding. Look to Georgia-Pacific brand Vinyl Siding for a complete line of vinyl siding with the colors, profiles, thicknesses and finishes that suit your home and budget.

WHY CHOOSE GP VINYL SIDING?

- Never paint or stain again!
- Impervious to termites
- Durable, economical and virtually maintenance-free for lasting value
- A full color palette with shades ranging from freshly painted white to rich, dark stained wood
- A selection of Traditional, Dutch Lap, Board & Batten and Beaded profiles
- Color-through technology minimizes appearance of nicks and scratches
- Coordinating line of vinyl accessories and trim
- Backed by a Limited Lifetime Transferable Warranty*



Consult the VSI Web site at www.vinylsiding.org for a current list of qualified products and colors.

*Georgia-Pacific Corporation does not manufacture, distribute or warrant the products described in this brochure. For a copy of the manufacturer's warranty, call 1-888-502-BLUE.



CONTENTS

NEW SEASONS™ HIGH PERFORMANCE INSULATED SIDING	
<i>Year-Round Performance</i>	
CEDAR LANE® SELECT	4
<i>Natural look of stained wood</i>	
HERITAGE HILL™	6
<i>Traditional beauty in rich, classic colors</i>	
FOREST RIDGE®	8
<i>Classic look of traditional siding</i>	
SHADOW RIDGE®	10
<i>Distinctive Dutch Lap style</i>	
VISION PRO®	12
<i>Versatility and value</i>	
SOMERSET™	14
<i>Beaded elegance</i>	
CHATHAM RIDGE®	16
<i>Colonial style, an American favorite</i>	
CASTLE RIDGE®	18
<i>Classic simplicity</i>	
BOARD & BATTEN	19
<i>Bold vertical style</i>	
NEW CEDAR SPECTRUM SHINGLE SIDING™	20
<i>Rustic shake flexibility</i>	
NEW CEDAR SPECTRUM ROUND CUT SIDING™	21
<i>Victorian charm</i>	
VINYL SOFFIT AND FASCIA	22
PARKSIDE® VINYL SKIRTING	23
RICHWOOD ACCESSORIES & SHUTTERS®	24
INSTALLATION COMPONENTS	26
PRODUCT SPECIFICATIONS	28
COLOR CHART	30

SEASONS™



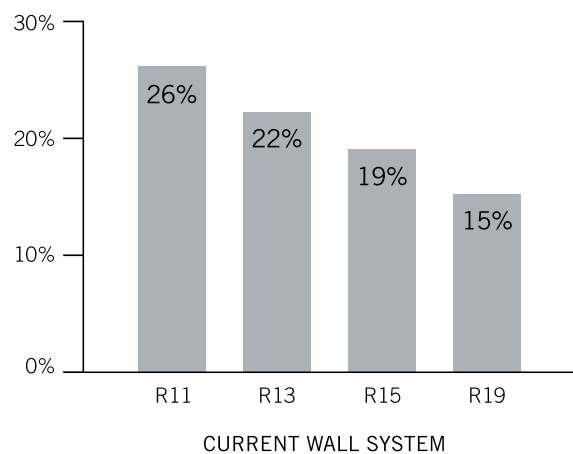
High Performance Insulated Siding

YEAR-ROUND PERFORMANCE.

Maximize the value of your home with state-of-the-art Seasons High Performance Insulated Siding. Our premium quality, insulated siding offers the elegant look of natural wood without maintenance hassles.

- Adds a layer of insulation and increases the R-Value of exterior walls by up to 26%*
- Sturdy polystyrene backing and rigid paneling provides shock-absorbing dent resistance
- Reduces heating and cooling costs while reducing external noises
- Never needs painting or staining and does not peel, flake check or craze like paint
- Available in 14 color options, including four Premium Color choices
- Backed by a Limited Lifetime Transferable Warranty**

*Seasons™ provides up to an added insulation value of R2.87 if installed properly. Based upon standard insulation in a 2 x 4 wood framed house, your wall insulation improvements may be:



Progressive Foam polystyrene insulation is an ENERGY STAR qualified insulation product as part of the Home Sealing effort.

PROFILE




Double 6" Traditional Lap

COLORS

Standard Colors



Premium Colors



** For complete warranty details call 1-888-502-BLUE

CEDAR LANE[®] *Select*

Vinyl Siding

NATURAL LOOK OF STAINED WOOD.

When you want the richness and character of natural, stained wood siding without the maintenance hassles, there's no reason to compromise. All you need is the quality and performance of Cedar Lane[®] Select Premium Vinyl Siding


- Snap-Tight™ interlocking system
- .046" thickness
- Color through technology minimizes the appearance of scratches
- Resistant to termites and pests
- Profiles include: Double 4" and Double 5" Traditional Lap, Double 4.5" Dutch Lap, Double 5" vertical siding/soffit panel, Double 5" Soffit Perforated
- Matching installation components and complementary accessories, soffit and trim are available
- Backed by a Limited Lifetime Transferable Warranty*



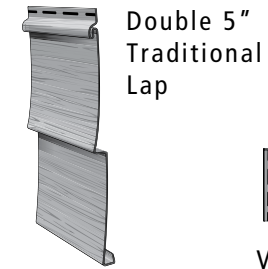
PROFILES



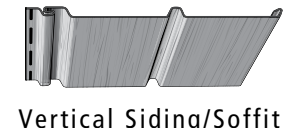
Double 4" Traditional Lap



Double 4.5" Dutch Lap



Double 5" Traditional Lap



Vertical Siding/Soffit

COLORS



Cherry



Chestnut



Ironwood




Maple



Mesquite



Oak



Sycamore

* For complete warranty details call 1-888-502-BLUE

HERITAGE HILL™

Vinyl Siding

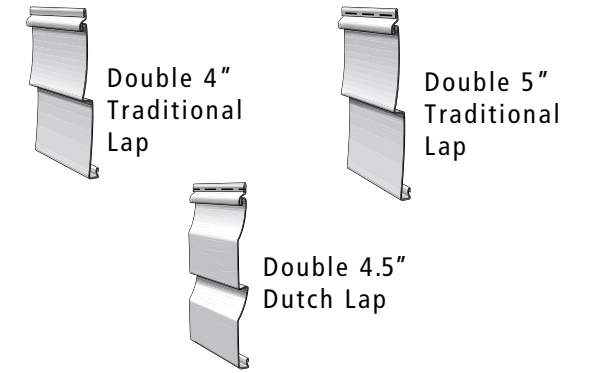
TRADITIONAL BEAUTY IN RICH, CLASSIC COLORS.

Color. It's one of the most important choices you'll ever make about your home's exterior: color evokes your home's personality. The color you select will have an impact on the perception of a home's size and architectural detail. With 18 colors, including Natural Traditions® palette of dark, rich colors, Heritage Hill vinyl siding has a color that's right for most every home.

- Finely embossed, authentic wood grain texture and ultra low gloss finish
- Available in Double 4" and Double 5" Traditional Lap plus Double 4.5" Dutch Lap profiles
- 18 colors including Natural Traditions collection of darker, richer colors
- Durable .044" thickness
- Luran®S ASA*** resin used for Natural Traditions collection adds extra UV protection
- Natural Traditions collection of colors is also backed by a 25-year Excessive Color Fade Warranty*
- Full-rollover nail hem helps resist up to 215** mph winds



PROFILES



COLORS

Standard Colors



Natural Traditions® Colors



* For complete warranty details call 1-888-502-BLUE
 ** Tested in accordance with ASTM D5206. Windspeed rating will vary depending on specific code region and construction method.
 Refer to local building codes for detailed requirements concerning allowable wind loads and specified conversion tables for actual windspeed.
 *** LURAN is a registered trademark of BASF

*Available in Double 4" Traditional Lap and Double 4.5" Dutch Lap.

FOREST RIDGE®

Vinyl Siding

CLASSIC LOOK OF TRADITIONAL SIDING.

With a broad color palette and a value price, Forest Ridge® vinyl siding is the ideal choice for homeowners who appreciate the traditional look and warmth of clapboard siding.

- Deep Traditional Lap with a wood grain finish provides a clean architectural profile
- Available in Double 4" and Double 5" Traditional Lap profiles
- 18 colors including premium colors
- Color-through technology minimizes the appearance of scratches
- .042" thickness with 1/2" projection
- Luran®S ASA** resin used for premium collection adds extra UV protection
- Premium colors are also backed by a 25-year Excessive Color Fade Warranty*
- Rollover nail hem provides additional strength and rigidity



PROFILES



COLORS

Standard Colors

Almond	Beige
Blue	Clay
Cream	Flint
Gray	Mist
Olive	Pearl
Tan	Thistle
White	

Premium Colors

Briarwood	Cobblestone
Pewter	Sagebrook
Wedgewood	

* For complete warranty details call 1-888-502-BLUE
 ** LURAN is a registered trademark of BASF

SHADOW RIDGE®

Vinyl Siding

DISTINCTIVE DUTCH LAP PROFILE.

A gentle curve at the panel top gives a home an old-fashioned dimensional appeal. Homes sided with Shadow Ridge® vinyl siding make a striking statement.

- Wood grain finish
- Prominent Dutch Lap profile with deeply recessed shadow lines
- Available in popular designer colors in Double 4" and Double 5" Dutch Lap profiles
- 18 colors including premium colors
- Color-through technology minimizes the appearance of scratches
- Durable .042" thickness with a 1/2" projection
- Luran®S ASA** resin used for premium collection adds extra UV protection
- Premium colors are also backed by a 25-year Excessive Color Fade Warranty*
- Rollover nail hem provides additional strength and rigidity



PROFILES



Double 4"
Dutch Lap



Double 5"
Dutch Lap

COLORS

Standard Colors



Almond




Beige



Blue



Clay



Cream



Flint




Gray



Mist



Olive



Pearl



Tan



Thistle



White

Premium Colors



Briarwood



Cobblestone



Pewter



Sagebrook



Wedgewood

* For complete warranty details call 1-888-502-BLUE
** LURAN is a registered trademark of BASF

VISION PRO®

Vinyl Siding

VERSATILITY AND VALUE.

Profile. Describing both the shape and height of the boards, a panel's profile largely determines the exterior look of a home.

- Wood grain finish with freshly painted look
- Complements a full range of architectural styles
- Proven, cost-effective siding solution for durable, long-term protection
- Design flexibility with Double 4" and Double 5" Traditional and Dutch Lap profiles in a variety of colors
- Color-through technology minimizes the appearance of scratches
- .040" thickness with 1/2" projection
- Backed by a Limited Lifetime Transferable Warranty*




PROFILES



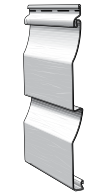
Double 4" Traditional Lap



Double 5" Traditional Lap



Double 4" Dutch Lap



Double 5" Dutch Lap

COLORS

Standard Colors



Almond



Beige



Blue



Clay



Cream



Flint




Gray



Mist



Olive **NEW**



Pearl



Tan



Thistle **NEW**



White

* For complete warranty details call 1-888-502-BLUE

CHATHAM RIDGE®

Vinyl Siding

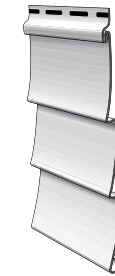
COLONIAL STYLE, AN AMERICAN FAVORITE.

Narrow, Traditional Profile. Ideal for enhancing the look of smaller homes, Chatham Ridge® vinyl siding's narrow, 3" Traditional Lap profile gives the impression of colonial clapboard siding.

- Subtle wood grain texture
- Colonial-style clapboard adds detail and dimension
- Triple Narrow 3" Traditional Lap
- Available in a variety of colors
- Color-through technology minimizes the appearance of scratches
- Durable .040" thickness with 1/2" projection
- Backed by a Limited Lifetime Transferable Warranty*



PROFILE



Triple 3" Traditional Lap

COLORS

Standard Colors

	
Almond	Blue
	
Clay	Cream
	
Gray	Olive 
	
Pearl	Tan
	
White	

* For complete warranty details call 1-888-502-BLUE

SOMERSET™

Vinyl Siding

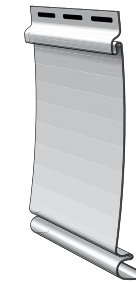
BEADED ELEGANCE.

Beaded Profile. Featuring a full bead at the bottom of each panel, Somerset™ vinyl siding combines the hand-crafted look of yesterday with the best of today to give any home a sophisticated look.

- Classic 6 1/2" Full Beaded Lap profile with smooth, brushed finish
- Suggests hand-crafted traditional formality
- Available in an array of popular colors
- Color-through technology minimizes the appearance of scratches
- Substantial .044" thickness with 5/8" projection
- Backed by a Limited Lifetime Transferable Warranty*



PROFILE



Classic 6 1/2" Full Beaded Lap

COLORS

Standard Colors

	
Almond	Blue
	
Clay	Cream
	
Gray	Mist
	
Pearl	Tan
	
Thistle 	White

* For complete warranty details call 1-888-502-BLUE

CASTLE RIDGE®

Vinyl Siding

CLASSIC SIMPLICITY.

Simple Character. A Traditional Lap profile and the look of authentic, freshly painted cedar adds beautiful character to any home.

- Deeply embossed wood grain texture
- Durable, weather-resistant vinyl
- Single 8" lap
- .044" thickness is greater than most vinyl siding
- Available in White
- Backed by a Limited Lifetime Transferable Warranty*



PROFILE



Single 8" Traditional Lap

COLOR



White

* For complete warranty details call 1-888-502-BLUE

BOARD & BATTEN

Vinyl Siding

BOLD VERTICAL STYLE.

Board & Batten. The 7" vertical profile provides bold emphasis as an accent panel or full exterior coverage. Board & Batten siding is a favorite choice when you want a home with the appearance of a cottage or mountain retreat.

- Create a bold vertical emphasis or accent
- Attractive wood grain finish with look of freshly painted wood
- Traditional 5.5" face with a 1.5" batten for a 7" total width; 1/2" depth
- Available in 9 colors
- Color-through technology minimizes the appearances of scratches
- Durable .048" panel thickness
- Backed by a Limited Lifetime Transferable Warranty*




COLORS



Beige



Clay




Cream



Gray



Mist




Pearl



Tan



Thistle



White

Two panels locked.

* For complete warranty details call 1-888-502-BLUE

CEDAR Spectrum™

Shingle Siding

RUSTIC SHAKE FLEXIBILITY.

Cedar Spectrum™ Shingle siding's versatility makes it a great choice as a textured accent or full house coverage.

- Attractive and durable alternative to hand-cut shingles
- Perfect for use as an accent or full house coverage
- Rustic wood grain finish on all exposed surfaces
- Molded from long-lasting polymers to help resist sunlight and warping
- Complete seamless corner post solution provides corner-to-corner shingle look
- Durable .100" nominal thickness
- Available in 14 popular colors
- Backed by a Limited Lifetime Transferable Warranty*



COLORS

Almond	Clay
Cream	Flint
Gray	Pearl
Tan	White
Hampton Red	Pewter
Sagebrook	Wedgewood
Shaded Gray	Shaded Cedar



* For complete warranty details call 1-888-502-BLUE

CEDAR Spectrum™

Round Cut Siding

VICTORIAN CHARM AND BEAUTY.

Perfect for accents, Cedar Spectrum Round Cut Siding™ features a lightly embossed wood grain on all exposed surfaces, resulting in the realistic look of traditional wood scallops.

- Round Cut with a woodgrain finish for a hand-cut appearance
- Molded from long-lasting polymers to help resist sunlight and warping
- Interlocking fingers offer solid application and accurate fit
- Durable .080" nominal thickness
- Available in 8 decorative colors
- Backed by a Limited Lifetime Transferable Warranty*



COLORS

Almond	Clay
Cream	Flint
Gray	Pearl
Tan	White

* For complete warranty details call 1-888-502-BLUE

VINYL SOFFIT & FASCIA

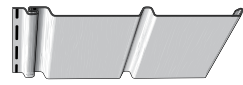
ATTRACTIVE AND VERSATILE.

- Perfect for use with brick, wood, vinyl or fiber cement siding
- Ideal for overhangs, porch ceilings and hard-to-maintain exterior overhead applications
- Wide variety of colors match GP vinyl siding
- Soffit available in solid and perforated panels for ventilation
- Wood grain or pebble finish
- Backed by a Limited Lifetime Transferable Warranty*

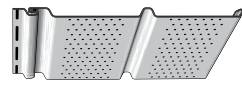
DOUBLE 5" SOFFIT AND VERTICAL SIDING



- .046" ultra premium thickness
- 7 Cedar Lane Select colors
- .044" premium thickness
- 13 standard colors plus 6 Premium Colors
- Premium solid soffit is suitable for vertical siding applications
- Wood grain finish
- .040" standard thickness
- White
- Wood grain finish
- Standard soffit is not suitable for vertical siding applications



Double 5" Solid Soffit



Double 5" Perforated Soffit

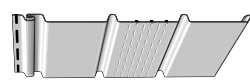
TRIPLE 4" SOFFIT



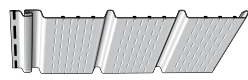
- .035" thickness
- 12 standard colors plus Musket Brown
- Pebble finish
- Not suitable for vertical siding applications



Triple 4" Solid Soffit



Triple 4" Center Vent Soffit



Triple 4" Full Vent Soffit

FASCIA

Maintenance and painting on fascia board can also be virtually eliminated with GP vinyl fascia. Available in 13 standard colors to match most GP brand vinyl siding.

BEADED SOFFIT



- .040" thickness
- White only
- Solid soffit is suitable for vertical siding applications



Beaded 7" Solid Soffit



Beaded 7" Hidden Vent Soffit


PARKSIDE® VINYL SKIRTING

FINISH YOUR HOME WITH STYLE.

Looking for the perfect finishing touch for a home, deck or hot tub? Parkside® Vinyl Skirting is a beautiful solution, offering a finished look with a vented option.

- Attractive, brushed cedar-grain panels
- Available in solid or center vent designs
- Ventilated skirting features built-in center vents
- Patented pop-up top rail gives easy access to storage and utilities
- Low maintenance vinyl washes clean with a garden hose, resists dents and insect damage

COLORS



Cream



Gray



Tan



White



* For complete warranty details call 1-888-502-BLUE



IT'S EASY TO MAKE ANY HOME SPECIAL WHEN WRAPPED IN THE BEAUTY AND ELEGANCE OF THE RICHWOOD COLLECTION.

RICHWOOD® MOUNTING BLOCKS & VENTS

• **Quality Assurance** — Our mounting blocks are built to withstand the toughest weather and retain their color and beauty over the life of your home. They will not chip, crack or split.

• **Simple to Install** — Select Richwood products have a 2-piece design that easily adjusts from 3/4" to 1 1/4". This feature allows for easy installation over many siding choices, including insulated vinyl siding.



• **Lasting Durability** — With a Limited Lifetime Warranty for long-term peace of mind



• **Perfect Color Match** — Because Richwood mounting blocks and vents are made to exactly match to Georgia-Pacific products, you can select with confidence.



ROUND TOP GABLE VENT

UTILITY VENT

FIXTURE MOUNTING BLOCK

SURFACE BLOCK

* For complete warranty details call 1-888-502-BLUE

RICHWOOD® DESIGNER ACCENTS



MANTEL SYSTEMS

Mantel systems give a home an elegant appearance by adding height and symmetry to the windows and garage doors. Produced in a classic white finish, they can also be painted with a high-quality latex paint for a custom look. Endcaps and keystones add to the grandeur, and are available for siding or brick applications.

Richwood's mantel systems are not only functional, they are beautiful. Available in a classic design or with an optional dentil trim for a richer appearance, the systems are available in standard lengths of 36", 40", and 44", or a longer length of 120" that is ideal for garage doors.



DOOR SURROUNDS

Richwood's door surround systems welcome guests with a stately entrance. They can be sized to fit most standard entrances, including 96" or 144" heights, and are made from highly durable polystyrene that withstands wear and tear. Richwood's broad selection of door surround systems includes pilasters and mantel or pediment with urn overlays. They are available in classic white, but can be painted to match the style of any home.



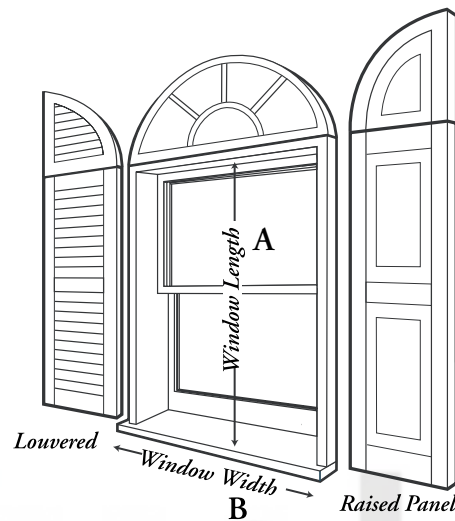
DENTIL MOLDINGS

For a finishing touch, our dentil moldings highlight rooflines, frieze trim, soffit, and siding, creating an opulent profile. Richwood's moldings look like wood, but perform better. They stand up to any kind of weather, and do not crack, split, fade, or warp, making them virtually maintenance-free.

RICHWOOD® SHUTTER COLLECTION



Raised Panel Shutter Louvered Shutter



RICHWOOD® MEASURING & ORDERING

Whether you're selecting a standard shutter or a custom order, Richwood makes it easy to achieve the right look with top quality shutters in a variety of colors, styles and sizes.

Simple to Buy

Choosing the right Richwood shutter is as easy as 1, 2, 3:

- 1 Select the color that complements the home's exterior.
- 2 Choose the style that best suits the desired look. Add arch top or transom top extensions for added height and elegance.
- 3 Determine the size that fits the windows by measuring the Length (A) and Width (B).
 Raised Panel or Louvered Arch Tops can be added to circle top windows over 15" standard shutters. The Raised Panel Transom Top can be used over 15" standard shutters to accent a transom window.

Custom Built-to-Order Program

Richwood shutters are a perfect fit for any home. With the Richwood Built-to-Order Program, we can make any of the shutters to order. Custom sizes are available in any length from 18" – 96" (in 1" increments). If desired, mix and match custom and standard size shutters on the same home.

RICHWOOD® MEASURING & ORDERING GUIDE

Window Width (B)	Window Length (A)														
	25"-29"	30"-33"	34"-36"	37"-40"	41"-44"	45"-48"	49"-52"	53"-56"	57"-60"	61"-64"	65"-68"	69"-72"	73"-77"	78"-82"	83"-96"
24" or less	9" x 25"	9" x 31"	9" x 35"	9" x 39"	9" x 43"	9" x 47"	9" x 51"	9" x 55"	9" x 59"	9" x 63"	9" x 67"	9" x 71"	9" x 75"	9" x 81"	9" x 83"-96"
24 – 26"	12" x 27"	12" x 31"	12" x 35"	12" x 39"	12" x 43"	12" x 47"	12" x 51"	12" x 55"	12" x 59"	12" x 63"	12" x 67"	12" x 71"	n/a	n/a	12" x 83" - 96"
36" or more	15" x 25"	15" x 31"	15" x 35"	15" x 39"	15" x 43"	15" x 47"	15" x 51"	15" x 55"	15" x 59"	15" x 63"	15" x 67"	15" x 71"	15" x 75"	15" x 81"	15" x 83" - 96"

Richwood standard shutters are 12" and 15" wide. *Available in Louvered style only. ** Available in Cottage Style. Arch and Transom Tops are available in 15" widths only. Sizes shaded in light blue are custom orders.

Due to printing limitations, colors may not be exactly as shown. Refer to actual sample for color selection.



RICHWOOD® SHUTTER COLOR SELECTION



RAISED PANEL SHUTTERS



Raised panel shutters offer the unique, turn-of-the-century look of the grand homes of the South, but with a contemporary richness and style. Their simple lines create a striking profile to any home. Richwood's raised panel shutters can be purchased in both custom and standard sizes, and come with our Limited Lifetime Warranty. They can be paired with matching transom or arch tops for added height and impact.

STANDARD STYLE (Raised Panel) COTTAGE STYLE (Raised Panel)



LOUVERED SHUTTERS



Nothing gives a home a classic look like louvered shutters. Steeped in the traditions of American history, our elegant louvered shutters provide the perfect finishing touch to any home by capturing the rich natural woodgrain texture of real wood shutters, but without the splitting, cracking, and peeling. Richwood louvered shutters can be paired with arch tops to accent circle top windows.

STANDARD STYLE (Louvered) COTTAGE STYLE (Louvered)



INSTALLATION COMPONENTS & ACCESSORIES

Vinyl Siding

Component	Code	Colors	Length	Wt (lbs)/ctn	Pcs/ctn	Ctn/crt
Seasons Window & Door Surround	300	Standard ¹ colors, excluding Beige, Blue & Olive	12'6"	41.48	10	27
3" Horizontal Starter Strip	302	N/A	12'6"	56.49	40	27
Sturdy Vinyl Starter Strip	303	N/A	10'	48.50	50	45
3/8" J-Channel (beaded)	304	White	12'6"	36.78	40	40
1/2" J-Channel	305	Standard ¹ colors plus Musket Brown	12'6"	37.18	40	40
5/8" J-Channel	306	<ul style="list-style-type: none"> Standard¹ colors plus Musket Brown Natural Traditions³ and Premium⁴ colors 	12'6"	38.63	40	40
3/4" J-Channel	307	<ul style="list-style-type: none"> Standard¹ colors, excluding Olive & Thistle Matching Cedar Lane Select² and National Traditions³ colors 	12'6"	40.18	40	40
1-1/8" J-Channel	308	Standard ¹ colors, excluding Olive & Thistle	12'6"	44.71	40	27
Wide Flange J Channel	316	Standard ¹ colors	12'6"	49.31	24	27
Undersill Trim	321	<ul style="list-style-type: none"> Standard¹ colors Natural Traditions³ and Premium⁴ colors 	12'6"	30.15	40	70
One Piece Wide Crown Moulding	328	Standard ¹ colors, excluding Thistle	12'6"	42.46	24	20
1 3/8" Drip Cap	331	White	12'6"	18.62	24	54
3/8" F-Trim (beaded)	338	White	12'6"	42.28	40	52
3/8" H Mould (beaded)	340	White	12'6"	53.02	24	27
1/2" F-Trim	342	Standard ¹ colors, plus Musket Brown	12'6"	40.35	40	52
5/8" H Mould	343	Standard ¹ colors, plus Musket Brown	12'6"	50.59	24	20
Narrow Cove Moulding	344	Standard ¹ colors	12'6"	31.55	24	40
Window/Door Trim	347	Standard ¹ colors, excluding Thistle	12'6"	78.86	40	20
4 x 3/4" Outside Corner Post	351	<ul style="list-style-type: none"> Standard¹ colors Natural Traditions³ and Premium⁴ colors, excluding Hampton Red 	10'	37.85	10	12
Seasons Outside Corner Post	352	Standard ¹ colors, excluding Beige, Blue & Olive	12'	53.88	10	6
Snap-on Outside Corner Post	354	Standard ¹ colors, excluding Thistle	10'	36.77	24	12
Seasons Inside Corner Post	359	Standard ¹ colors, excluding Beige, Blue & Olive	12'	27.54	10	15
Seasons 1/4" J-Channel	360	Standard ¹ colors, excluding Beige, Blue & Olive	12'6"	60.9	40	24
3/4" Inside Corner Post	361	Standard ¹ colors, Natural Traditions ³ and Premium ⁴ colors	10'	17.59	10	30
Bay Window Corner Post	362	Standard ¹ , Natural Traditions ³ and Premium ⁴ colors, excluding Hampton Red	10'	34.72	10	12
Two Piece Wide Crown Moulding	365	Standard ¹ colors	12'6"	29.71	24	40
Universal Back Plate (Use with item #365)	366	N/A	12'6"	30.79	24	70
Frieze Back Plate (Use with item #365)	367	N/A	12'6"	40.51	24	40
Seasons 3/2" Transition Mold	369	Standard ¹ colors, excluding Beige, Blue & Olive	12'6"	42	25	—
3" x 3/4" Outside Corner Post	371	Standard ¹ , Heritage Hill Natural Traditions ³ Hampton Red	10'	30.33	10	15
3" x 3/4" x 102" Outside Corner Post	373	Standard ¹ colors, excluding Thistle	8'6"	25.78	10	15
6" Fluted Outside Corner Post	377	White	20'	38.20	4	8
8" Fascia	383	Standard ¹ colors	12'6"	89.74	24	27

1 Standard colors: Almond, Beige, Blue, Clay, Cream, Flint, Gray, Mist, Olive, Pearl, Tan, Thistle and White.
 2 Matching Cedar Lane Select colors: Cherry, Chestnut, Ironwood, Maple, Mesquite, Oak and Sycamore
 3 Natural Traditions colors: Briarwood, Cobblestone, Hampton Red, Pewter, Sagebrook and Wedgewood.
 4 Premium colors: Briarwood, Cobblestone, Pewter, Sagebrook and Wedgewood.
 **All components are not listed, please contact your BlueLinX representative for further options.

INSTALLATION COMPONENTS & ACCESSORIES

Vinyl Siding

Component	Code	Colors	Length	Wt (lbs)/ctn	Pcs/	Ctn/
3 3/4" Window/Door Surround – 20'	390	Clay, Gray, Pearl, Tan, White	20'	53.95	10	32
5" Window/Door Surround – 20'	391	Clay, Gray, Pearl, Tan, White	20'	61.62	10	23
Window and Door New Construction Starter Strip	393	N/A	10'	41.22	40	27
Window and Door Recessed Starter Strip	394	Clay, Gray, Pearl, Tan, White	10'	44.18	40	38
3 3/4" Window/Door Surround – 12'6"	395	White	12'6"	33.72	10	32
Dual Undersill Trim	396	Standard ¹ colors	12'6"	41.16	24	41
Decorative Corner Starter	398	Clay, Gray, Pearl, Tan, White	20'	57.08	10	25
4" x 3/4" Outside Corner Post – Cedar Lane Select	400	Matching Cedar Lane Select ² colors	10'	47.90	10	12
3/4" Inside Corner Post – Cedar Lane Select	401	Matching Cedar Lane Select ² colors	10'	21.59	10	30
5/8" Extended J-Channel–Cedar Lane Select	402	Matching Cedar Lane Select ² colors	12'6"	52.00	40	27
Undersill Trim – Cedar Lane Select	403	Matching Cedar Lane Select ² colors	12'6"	46.99	40	70
Traditional Outside Corner Post	407	White	20'	67	4	12
Seasons New Crown Backplate	409	Standard ¹ colors, excluding Beige, Blue & Olive	12'6"	60.9	40	—
Seasons Starter Strip	505	N/A	12'6"	42	25	28
5/8" Flexible J-Channel	506	White, Beige, Tan, Pewter	12'6"	45	20	30
Steel Starter Strip (For use with Cedar Spectrum Siding)	636612999	N/A	10'	48	25	N/A
Cedar Spectrum Shingle Siding Outside Corner Post	557	Almond, Clay, Cream, Flint, Gray, Pearl, Tan, White, Hampton Red, Pewter, Sagebrook, Wedgewood, Shaded Gray, Shaded Cedar	3" x 3" x 28 1/2"	15.7	10	49
Snap Lock Punch	552	N/A	N/A	N/A	N/A	N/A
Unlocking Tool	553	N/A	N/A	N/A	N/A	N/A
Nail Hole Punch	554	N/A	N/A	N/A	N/A	N/A
2 Coat Aluminum Trim Coil 24" Coil	—	Standard ¹ , Cedar Lane Select, Natural Traditions ³ , Premium ⁴ colors, Shaded Cedar, Shaded Gray, Brandy, Evening Gray and Forest	50"	24.2	1	N/A
PVC Coated Aluminum Trim Coil 24" Coil	—	Standard ¹ , Natural Traditions ³ , Premium ⁴ colors, Shaded Cedar, Shaded Gray, Musket Brown and Royal Brown	50"	25.8	1	N/A
Aluminum Starter Strip–Standard	636614999	N/A	10'	26	50	N/A
Aluminum Starter Strip–Wide	636611999	N/A	10'	31	50	N/A
1 1/4" Aluminum trim nails	636715	Standard ¹ and Natural Traditions ³ colors	N/A	1 lb. Carton		
Gable vent, rectangle	—	Standard ¹ , Natural Traditions ³ and Premium ⁴ colors	14" x 20" 18" x 24" 24" x 30"	—	1	N/A
Gable vent, Round Top	—	Standard ¹ , Natural Traditions ³ and Premium ⁴ colors	14" x 22" 24" x 34"	—	1	N/A
Gable vent, square	—	Standard ¹ , Natural Traditions ³ and Premium ⁴ colors	14" x 14"	—	1	
Gable vent, round	—	Standard ¹ , Natural Traditions ³ and Premium ⁴ colors	18", 22", 36"	—	1	N/A
Gable vent, octagon	—	Standard ¹ , Natural Traditions ³ and Premium ⁴ colors	18", 22"	—	1	N/A
Gable vent, Half Round	—	Standard ¹ , Natural Traditions ³ and Premium ⁴ colors	34", 22"	—	1	N/A
Air Vent	AIRVENT	Standard ¹ , Natural Traditions ³ and Premium ⁴ colors	7 x 11" external	4	5	N/A
Foundation Vent	FVENT	Standard ¹ , Natural Traditions ³ and Premium ⁴ colors	8 3/4 x 17" external	11.25	10	N/A
Louvered Exhaust Vent	EXVENT	Standard ¹ , Natural Traditions ³ and Premium ⁴ colors	7 x 7" external	4	1	N/A
Intake Louver Vent	INTAKE	Standard ¹ , Natural Traditions ³ and Premium ⁴ colors	4 5/8 x 4 5/8" external	1	5	N/A
Soffit Intake Vent	INTVENT	Standard ¹ , Natural Traditions ³ and Premium ⁴ colors	8 x 8" external	1	1	N/A
Hooded Exhaust Vent	DRYERHOOD	Standard ¹ , Natural Traditions ³ and Premium ⁴ colors	6 1/8 x 6 1/8" external	1	1	N/A

PRODUCT SPECIFICATIONS

Vinyl Siding

Insulated Siding

Seasons High Performance Insulated Siding			
Description	Year-Round Performance	Squares/Carton	1
Thickness	0.044"	Squares/Crate	10
Length	12'6"	Projection	3/4"
Weight/Carton (lbs)	98.64		

Vinyl Siding

	Cedar Lane Select	Heritage Hill	Forest Ridge	Shadow Ridge	Vision Pro
Description	Natural look of stained wood	Traditional beauty in rich, classic colors	Classic look of traditional siding	Distinctive Dutch lap style	Versatility and value
Windload	—	215* mph	—	—	—
Thickness	0.046"	0.044"	0.042"	0.042"	0.040"
Length	D/4 – 12'6" D/4.5DL – 12'6" D/5 – 12'	D/4 – 12'6" D/4.5DL – 12'1" D/5 – 12'0"	D/4 – 12'6" D/5 – 12'0"	D/4DL – 12'6" D/5DL – 12'0"	D/4 – 12'6" D/4.5DL – 12'6" D/5 – 12'0" D/5DL – 12'0"
Weight/Carton (lbs)	D/4 – 113.75 D/4.5DL – 105.66 D/5 – 110.31	D/4 – 106.1 D/4.5DL – 102.34 D/5 – 99.16	D/4 – 94.67 D/5 – 89.61	D/4DL – 94.96 D/5DL – 89.67	D/4 – 86.42 D/4DL – 86.68 D/5 – 81.84 D/5DL – 81.90
Squares/Crate	D/4 – 36 D/4.5DL – 38 D/5 – 32	D/4 – 38 D/4.5DL – 32 D/5 – 34	D/4 – 40 D/5 – 38	D/4DL – 38 D/5DL – 34	D/4 – 40 D/4DL – 38 D/5 – 40 D/5DL – 34
Squares/Carton	2	2	2	2	2
Projection	1/2"	9/16"	1/2"	1/2"	1/2"

Specialty Vinyl Siding

	Castle Ridge Single	Somerset Beaded Profile	Chatham Ridge Triple Three	Board & Batten
Description	Classic simplicity	Beaded elegance	Handsome colonial style	Bold vertical style
Thickness	0.044"	0.044"	0.040"	0.048"
Length	12'6"	12'4"	12'1"	10'
Weight/Carton (lbs)	99.76	112.17	90.87	53.90
Squares/Crate	34	30	40	20
Squares/Carton	2	2	2	1
Projection	3/4"	5/8"	1/2"	1/2"

PRODUCT SPECIFICATIONS

Vinyl Siding

Other Products

	Cedar Spectrum™ Shingle Siding	Cedar Spectrum™ Round Cut
Description	Rustic Shake Flexibility	Victorian Charm and Beauty
Windload	195* mph	195* mph
Thickness	.100" nominal	0.080" nominal
Length	54-1/2"	51-3/4"
Weight/Carton (lbs)	43	39
Squares/Crate	30	—
Squares/Carton	1/2	1/2
Projection	nominal 1/2"	3/8"

*Use 3/4" Accessories on Shingles and Round Cuts.

Vinyl Soffit

	Cedar Lane Select D/5 Soffit	D/5 Soffit Premium	D/5 Soffit Standard	T/4 Soffit	Beaded Soffit
Thickness	0.046"	0.044"	0.040"	0.035"	0.040"
Net Free Air Space	6.20 square inches per square ft./perforated	6.20 square inches per square ft./perforated	6.20 square inches per square ft./perforated	Center Vent – 4.78 square inches per square foot Full Vent – 14.34 square inches per square foot/lanced	2.66 square inches per square foot/hidden vent
Length	12'0"	12'0"	12'0"	12'0"	12'0"
Weight/Carton (lbs)	Solid – 100.45 Vented – 94.68	Solid – 94.50 Vented – 89.14	Solid – 86.64 Vented – 81.78	Solid – 76.93 Center vent – 76.93 Vented – 76.93	Solid – 112.84 Vented – 111.66
Squares/Crate	34	34	34	Solid – 36 Center vent – 34 Vented – 34	34
Squares/Carton	2	2	2	1.92	2
Projection	1/2"	1/2"	1/2"	1/2"	3/8"

COLOR CHART

Siding Color	Seasons™ High Performance Insulated Siding	Cedar Lane® Select	Heritage Hill™	Forest Ridge®	Shadow Ridge®	Vision Pro®	Somerset™	Chatham Ridge®	Castle Ridge®	Board & Batten	Cedar Spectrum™ Shingle Siding	Cedar Spectrum™ Round Cut Siding	D/5 Soffit (.044")	D/5 Soffit (.040")	1/4 Soffit	Beaded Soffit	8" Fascia	Richwood® Exterior Finishings
Almond	●	●	●	●	●	●	●	●	●	●	●	●	●	●	●	●	●	●
Beige		●	●	●	●				●			●		●		●	●	●
Blue			●	●	●	●	●					●		●		●	●	●
Clay	●	●	●	●	●	●	●		●	●	●	●		●		●	●	●
Cream	●	●	●	●	●	●	●		●	●	●	●		●		●	●	●
Flint	●	●	●	●						●	●	●		●		●	●	●
Gray	●	●	●	●	●	●	●		●	●	●	●		●		●	●	●
Mist	●	●	●	●	●	●			●			●		●		●	●	●
Olive		●	●	●	●		●					●		●		●	●	●
Pearl	●	●	●	●	●	●	●		●	●	●	●		●		●	●	●
Tan	●	●	●	●	●	●	●		●	●	●	●		●		●	●	●
Thistle	●	●	●	●	●	●			●			●		●		●	●	●
White	●	●	●	●	●	●	●	●	●	●	●	●	●	●	●	●	●	●
Cherry		●										●**						
Chestnut		●										●**						
Ironwood		●										●**						
Maple		●										●**						
Mesquite		●										●**						
Oak		●										●**						
Sycamore		●										●**						
Musket Brown														●				●
Briarwood	●	●	●	●								●						●
Cobblestone		●	●	●								●						●
Hampton Red*		●								●	●							●
Pewter	●	●	●	●						●	●							●
Sagebrook	●	●	●	●						●	●							●
Wedgewood	●	●	●	●						●	●							●
Shaded Cedar										●								●
Shaded Gray										●								●

NOTE: Printing reproduction of colors shown in this brochure may vary from actual product.
 * Hampton Red approved for Soffit use only.
 ** .046 Soffit only

TECHNICAL INFORMATION

Vinyl Siding

All Pastel Panels (excluding Natural Traditions, Premium Colors and Variegated Panels), Soffit, Skirting and Vinyl Siding Accessories – Common Technical Information		
		ATM Standard
Tensile Strength (psi)	6300	5800 min
Deflection Temp (F) @264 psi	165	158 min
Modulus of Elasticity	368,000	316,000 min
Izod Impact at 32 F (ft/lb/in)	1.9	.065 min
Izod Impact at 74 F (ft/lb/in)	3.6	2.4 min
Hardness (Durometer shore D)	82	N/A
Coefficient of linear expansion (in/lb/F)	3.2 x 10 (-5)	4.5 x 10 (-5)
Chemical Resistance Properties	Excellent	N/A
Flame Spread Index	20	25.0 max
Smoke Density Developed	275	N/A

All Variegated Panels, Soffit and Vinyl Siding Accessories – Common Technical Information		
		ATM Standard
Tensile Strength (psi)	6000	5800 min
Deflection Temp (F) @264 psi	166	158 min
Modulus of Elasticity	357,000	310,000 min
Izod Impact at 32 F (ft/lb/in)	4	.065 min
Izod Impact at 74 F (ft/lb/in)	4	2.4 min
Hardness (Durometer shore D)	82	N/A
Coefficient of linear expansion (in/lb/F)	3.2 x 10 (-5)	4.5 x 10 (-5)
Chemical Resistance Properties	Excellent	N/A
Flame Spread Index	20	25.0 max
Smoke Density Developed	275	N/A

Other Common Technical Information – Panels & D/5 and Beaded Solid Soffits	
Approvals	Dade County, TX Department of Insurance
VSI Certification	All Pastel and Variegated Vinyl Panels

Natural Traditions and Premium Color Panels Only		
		ATM Standard
Tensile Strength (psi)	6090	5800 min
Deflection Temp (F) @264 psi	167	158 min
Modulus of Elasticity	363,795	310,000 min
Izod Impact at 32 F (ft/lb/in)	3.7	.065 min
Izod Impact at 74 F (ft/lb/in)	3.7	2.4 min
Hardness (Durometer shore D)	N/A	
Coefficient of linear expansion (in/lb/F)	3.34 x 10 (-5)	4.5 x 10 (-5)
Chemical Resistance Properties	Excellent	N/A
Flame Spread Index		25.0 max
Smoke Density Developed		N/A

Cedar Spectrum Siding – Common Technical Information		
		ATM Standard
Tensile Strength (psi)	2900	D638
Deflection Temp (F) @264 psi	202	D648
Modulus of Elasticity	340,000	D638
Impact Test	1.0 ft-lbs/in	D256
Average burn time	2.62 min	D635
Linear thermal expansion	1/16" per 30 degrees F	D696
Smoke Density Rating	710	D2843-93
Flame Spread Index	150	E84-84
Smoke Density Developed	805	E84-84

VSI Fire Statement Common to All Vinyl Products–
 Rigid vinyl siding is made from organic materials and will melt or burn when exposed to a significant source of flame or heat. Building owners, occupants, and outside maintenance personnel should always take normal precautions to keep sources of fire, such as barbecues and combustible materials, such as dry leaves, mulch and trash away from vinyl siding. For information about the fire properties of vinyl siding, contact the Vinyl Siding Institute, 1201 15th Street NW, Suite 220, Washington, DC 20005

Code Approvals Common to All Vinyl Products–
 Georgia-Pacific brand vinyl siding is listed in the National Evaluation Report – 460. N.E.R. 460 is recognized by SBCCI (Southern Building Code Congress International), ICBO (International Conference of Building Officials) and BOCA (Building Officials and Code Administrators International). Georgia-Pacific brand vinyl siding is in conformance with ASTM D 3679, "Standard Specification for Rigid Polyvinyl Chloride (PVC) Siding."

Compound Cell Classification Common to All Vinyl Products –
 Compound Cell Classification: polyvinyl chloride (PVC) compound is defined as 13354-B in conformance to ASTM D 1784.

Weathering Common to All Vinyl Products –
 Weathering: environmental exposure testing conducted at three locations: Arizona, Florida and Ohio per ASTM D 1435 and ASTM D 1435 and ASTM D 3697.

Color Monitoring to All Vinyl Products–
 Color monitoring: lot-to-lot color monitoring conducted by Spectrophotometer per Standard Test Procedure 5082 CU.

Lock Designs Common to All Vinyl Products –
 Lock: Precision formed using post formed technique



SELECTION, QUALITY & ASSURANCE.

Enjoy peace of mind when you choose Georgia-Pacific brand vinyl siding and accessories. Engineered and manufactured to meet or exceed rigorous industry standards (ASTM D 3679), GP vinyl siding is backed by a Limited Lifetime Transferable Warranty.*

Distributed by



www.bluelinxco.com

BlueLinX Corporation
4300 Wildwood Parkway
Atlanta, Georgia 30339
1-888-502-BLUE
1-800-839-2588 (Eastern Sales Region)
1-800-830-7370 (Western Sales Region)

V I N Y L S I D I N G S O F F I T S K I R T I N G S H U T T E R S I N S T A L L A T I O N C O M P O N E N T S

GEORGIA-PACIFIC, GP, and the GEORGIA-PACIFIC logo are owned by or licensed to Georgia-Pacific Wood Products LLC. CEDAR LANE, FOREST RIDGE, SHADOW RIDGE, CHATHAM RIDGE, CASTLE RIDGE, VISION PRO, DETAILS, NATURAL TRADITIONS, and PARKSIDE are registered trademarks, HERITAGE HILL, SOMERSET, and CEDAR SPECTRUM are trademarks, and BLUELINX and the BLUELINX design are trademarks and registered service marks of BlueLinX Services Inc. Seasons is a trademark and Richwood is a registered trademark.